

Scaled data based on original data using  
LM-79-2019 Approved Method: Electrical and Photometric Measurements of Solid-  
State Lighting Products

Test Report Prepared for  
Cooper Lighting Solutions

Brand: STREETWORKS

Report Number: P386183

Luminaire Tested: GAW-SA1D-750-U-5NQ

Issue Date: 3/3/2020

**Test Information**

Test Method: LM-79-2019  
Report Number: P386183  
TEST IS SCALED FROM IESNA LM-79-08 TEST DATA (G2-1903-205-5)  
Test Lab: INNOVATION CENTER  
Issue Date: 3/3/2020  
Manufacturer: COOPER LIGHTING SOLUTIONS  
Product Line: STREETWORKS  
Catalog Number: GAW-SA1D-750-U-5NQ  
Description: GALLEON WALL LUMINAIRE  
(1) 70 CRI, 5000K, 1200mA LIGHTSQUARE WITH 16 LEDS AND TYPE V NARROW OPTICS  
Light Source: -  
Ballast/Driver: ELECTRONIC DRIVER

**Summary**

Lumens per Lamp: N/A  
Luminaire Lumens: 8547 lumens  
Efficiency: N/A  
Efficacy: 127.6 lumens/watt  
Luminous Opening: Rectangular (W 0.5' x L: 0.5' x H: 0')  
IES Classification: Type V - Short  
BUG Rating: B3 - U0 - G1

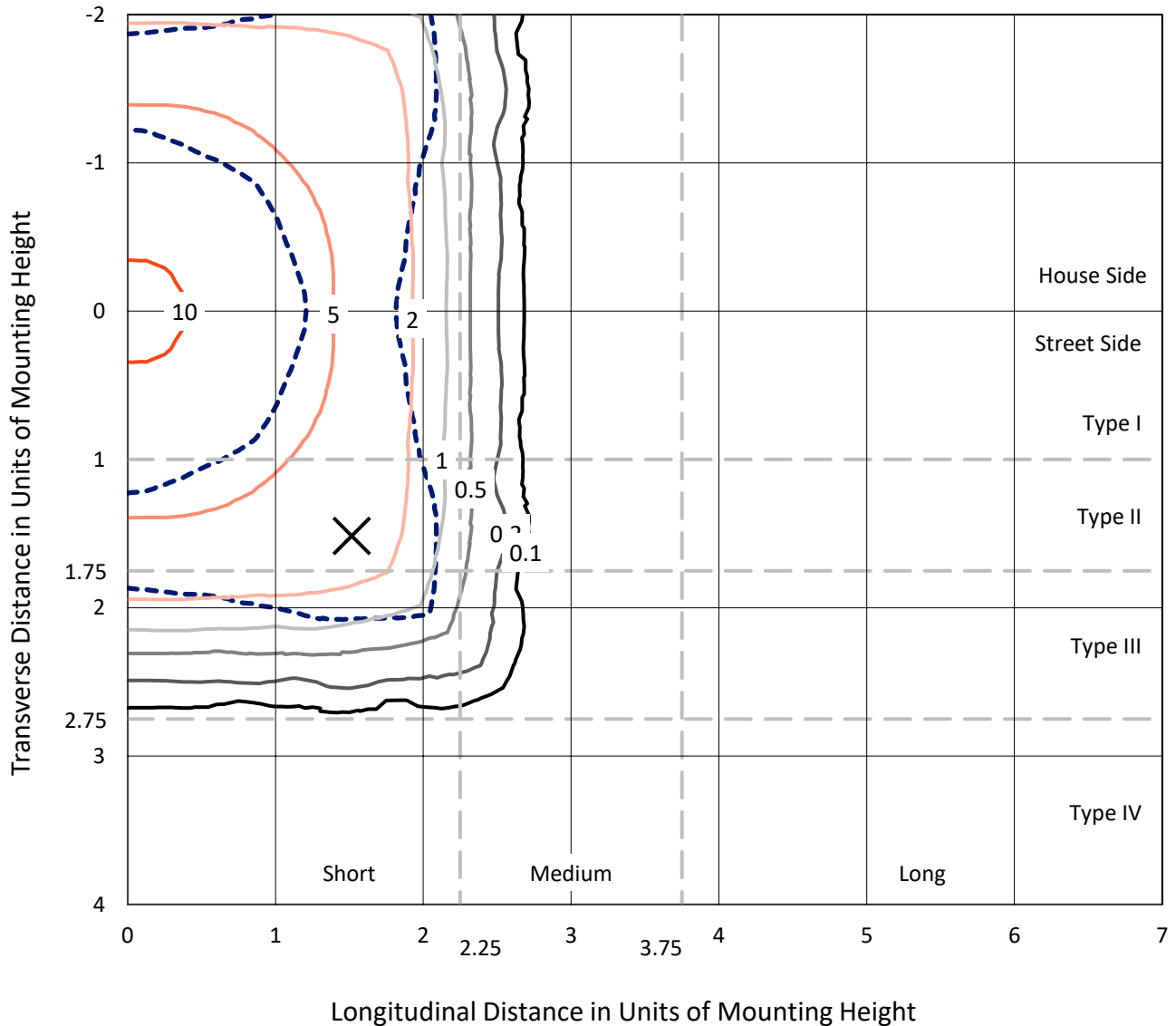
Input Watts (W): 67  
Input Voltage (V): NR  
Input Current (Ain): NR  
Voltage Rise (V): NR  
Power Factor: NR  
Total Harmonic Distortion (THDi): NR  
Frequency (hertz): 60  
Stabilization Time: NR  
Operation Time: NR  
Ambient Temperature (°C): NR  
Test Distance: 28.75 FT



REPORT NUMBER: P386183  
 CATALOG NUMBER: GAW-SA1D-750-U-5NQ

### Iso-Footcandle Lines of Horizontal Illumination

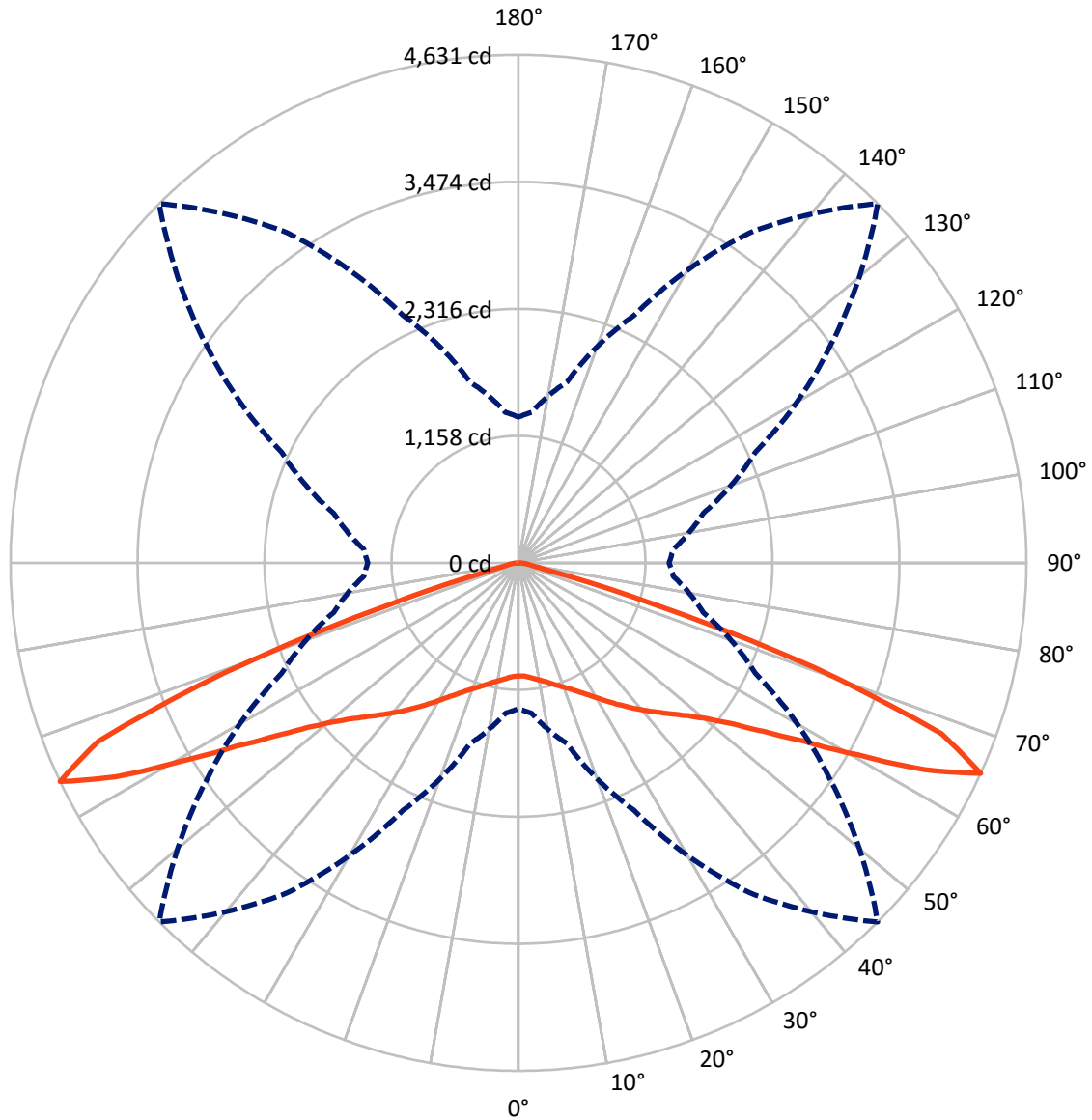
× Max cd  
 - - - 1/2 Max cd



Based on 10 foot mounting height. Maximum calculated value = 10.4 fc  
 Type V - Short - N/A

REPORT NUMBER: P386183  
CATALOG NUMBER: GAW-SA1D-750-U-5NQ

### Luminous Intensity Polar Plot



— Vertical Plane Through 45-Deg Lateral      - - - Horizontal Cone Through 65-Deg Vertical

REPORT NUMBER: P386183  
 CATALOG NUMBER: GAW-SA1D-750-U-5NQ

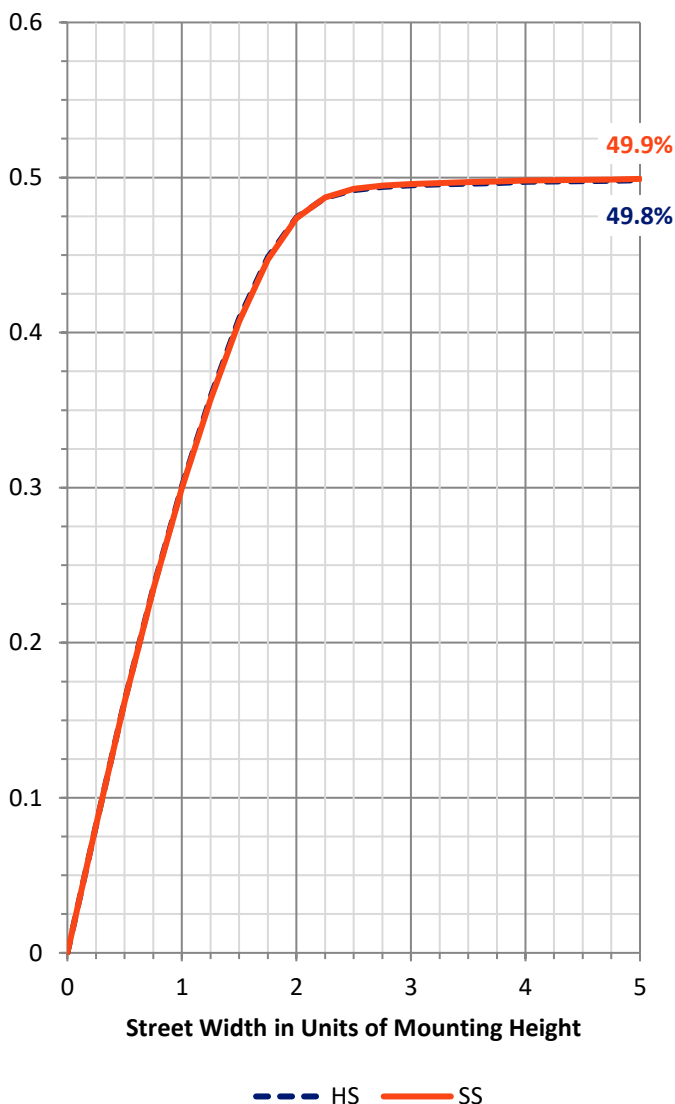
**FLUX DISTRIBUTION:**

		Downward	Upward	Total
<b>House Side</b>	Lumens	4273.5	0.0	4273.5
	% Fixture	50.0	0.0	50.0
<b>Street Side</b>	Lumens	4273.5	0.0	4273.5
	% Fixture	50.0	0.0	50.0
<b>Total</b>	Lumens	8547.0	0.0	8547.0
	% Fixture	100.0	0.0	100.0

**ZONAL LUMENS:**

Zone	Lumens	% Fixture
0°-10°	101.3	1.2
10°-20°	325.5	3.8
20°-30°	610.7	7.1
30°-40°	1010.0	11.8
40°-50°	1564.3	18.3
50°-60°	2399.2	28.1
60°-70°	2238.8	26.2
70°-80°	260.6	3.0
80°-90°	36.6	0.4
90°-100°	0.0	0.0
100°-110°	0.0	0.0
110°-120°	0.0	0.0
120°-130°	0.0	0.0
130°-140°	0.0	0.0
140°-150°	0.0	0.0
150°-160°	0.0	0.0
160°-170°	0.0	0.0
170°-180°	0.0	0.0
0°-90°	8547.0	100.0
0°-180°	8547.0	100.0

**Coefficient of Utilization**



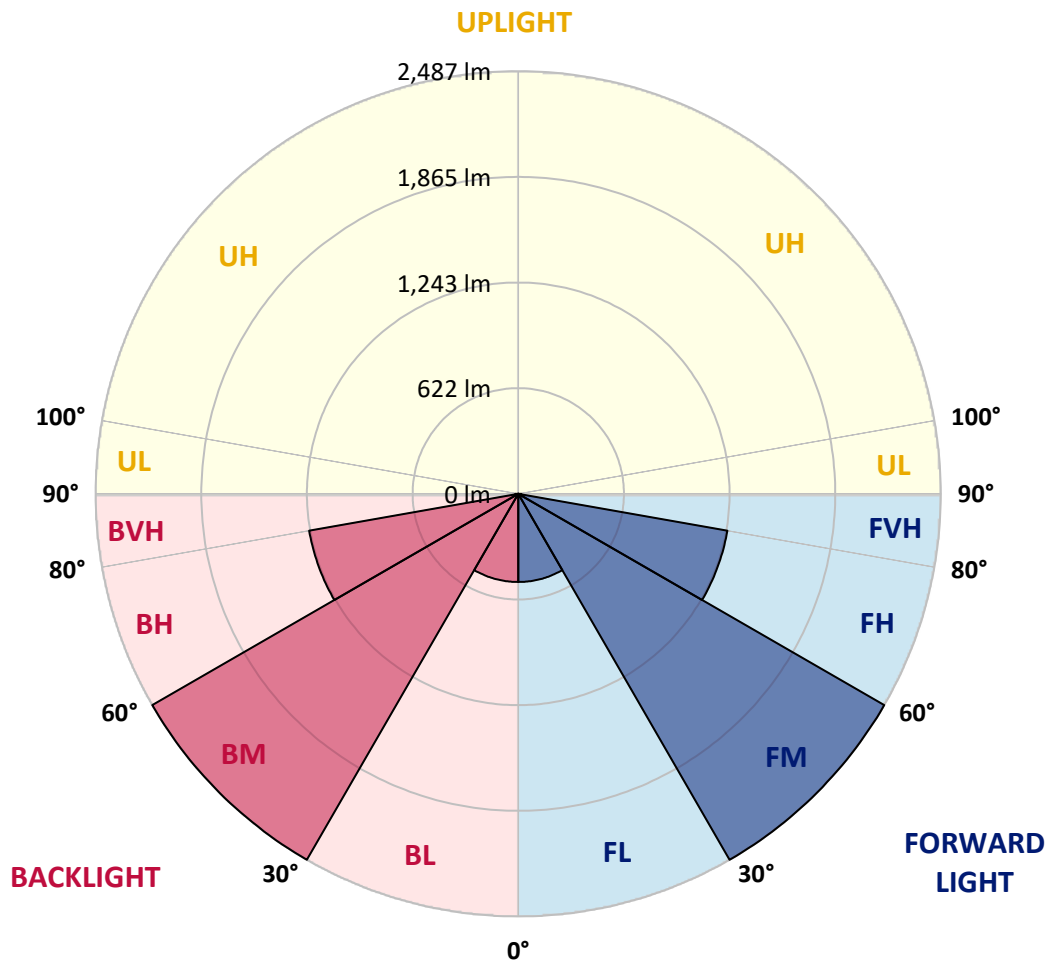
REPORT NUMBER: P386183  
 CATALOG NUMBER: GAW-SA1D-750-U-5NQ

**LUMINAIRE CLASSIFICATION SYSTEM LUMEN TABLE AND BUG RATING:**

Zone	Lumens	% Fixture	Zone Rating/Lumen Limit		
			B	U	G
FL (0°-30°)	518.7	6.1			
FM (30°-60°)	2486.8	29.1			
FH (60°-80°)	1249.7	14.6			G1/1800
FVH (80°-90°)	18.3	0.2			G1/100
BL (0°-30°)	518.7	6.1	B2/1000		
BM (30°-60°)	2486.8	29.1	B2/2500		
BH (60°-80°)	1249.7	14.6	B3/2500		G1/1800
BVH (80°-90°)	18.3	0.2			G1/100
UL (90°-100°)	0.0	0.0		U0/0	
UH (100°-180°)	0.0	0.0		U0/0	

**BUG Rating: B3-U0-G1**

Type V Short





REPORT NUMBER: P386183  
 CATALOG NUMBER: GAW-SA1D-750-U-5NQ

**CANDELA DISTRIBUTION (FULL):**

	0°	5°	15°	25°	35°	45°	55°	65°	75°	85°	90°
0°	1032.2	1032.2	1032.2	1032.2	1032.2	1032.2	1032.2	1032.2	1032.2	1032.2	1032.2
2.5°	1035.6	1035.0	1035.6	1035.8	1034.1	1035.0	1034.7	1036.1	1036.7	1036.1	1036.1
5°	1047.5	1046.6	1047.8	1049.2	1046.9	1047.5	1046.6	1048.3	1048.9	1047.8	1048.6
7.5°	1063.9	1064.2	1065.4	1067.9	1066.5	1067.6	1065.9	1066.2	1065.9	1064.2	1064.5
10°	1081.8	1082.1	1084.1	1087.5	1088.1	1088.1	1086.9	1086.1	1084.9	1083.8	1084.1
12.5°	1103.4	1104.8	1106.2	1110.5	1110.5	1112.7	1112.2	1109.9	1107.9	1106.2	1106.2
15°	1132.6	1132.3	1134.0	1138.3	1140.3	1143.9	1143.9	1140.8	1138.3	1136.6	1136.0
17.5°	1163.2	1164.1	1165.2	1170.3	1173.4	1177.7	1178.3	1175.7	1174.0	1171.7	1170.3
20°	1199.0	1200.4	1204.9	1206.9	1209.8	1213.7	1215.2	1214.6	1212.9	1211.8	1212.0
22.5°	1240.7	1244.4	1247.2	1250.1	1253.5	1256.3	1257.7	1259.7	1258.0	1257.1	1256.6
25°	1291.2	1293.7	1299.4	1304.5	1306.8	1307.6	1309.3	1312.2	1311.9	1309.9	1309.9
27.5°	1348.5	1353.3	1360.4	1367.8	1367.8	1365.0	1370.6	1375.5	1373.8	1371.2	1367.8
30°	1418.0	1422.6	1430.8	1441.0	1435.9	1433.9	1441.6	1450.4	1447.8	1443.5	1443.0
32.5°	1492.9	1497.2	1508.0	1519.0	1512.5	1509.7	1517.9	1530.6	1526.1	1517.6	1512.5
35°	1574.1	1578.3	1593.6	1607.0	1595.9	1591.1	1597.9	1611.8	1603.8	1588.0	1584.0
37.5°	1662.3	1664.6	1684.4	1698.0	1690.4	1677.6	1686.1	1696.3	1689.5	1670.2	1662.6
40°	1753.9	1762.2	1785.1	1801.0	1787.7	1767.6	1781.7	1795.9	1785.7	1761.0	1748.0
42.5°	1860.9	1867.1	1897.8	1912.0	1890.4	1862.0	1881.3	1900.6	1890.4	1866.6	1855.2
45°	1972.1	1981.8	2018.4	2032.5	2001.3	1965.3	1988.8	2022.6	2021.8	1987.4	1975.5
47.5°	2093.3	2102.9	2146.6	2165.3	2131.6	2083.3	2116.5	2164.2	2160.8	2123.0	2113.4
50°	2233.1	2243.3	2297.8	2321.4	2289.9	2233.7	2283.6	2325.6	2319.4	2272.8	2273.7
52.5°	2408.7	2408.2	2476.0	2516.8	2484.5	2434.8	2480.8	2521.7	2495.8	2431.4	2429.5
55°	2562.5	2571.9	2655.9	2733.3	2731.3	2712.3	2730.8	2732.5	2658.7	2573.0	2562.5
57.5°	2663.5	2681.4	2799.7	2939.9	3044.8	3070.1	3034.3	2926.0	2753.2	2616.1	2599.4
60°	2601.4	2628.6	2814.5	3100.2	3409.4	3557.8	3356.1	3019.9	2679.7	2488.8	2466.1
62.5°	2182.1	2228.0	2500.1	3022.7	3723.2	4157.0	3589.3	2869.2	2387.5	2124.5	2085.6
65°	1328.9	1377.4	1705.4	2487.9	3672.4	4631.4	3482.9	2381.5	1742.6	1415.5	1373.5
67.5°	442.9	457.1	650.3	1375.2	2886.2	4161.3	2891.1	1425.7	758.4	502.7	488.0
70°	173.4	174.8	206.3	398.6	1363.0	2858.2	1504.0	405.7	215.6	170.5	174.2
72.5°	127.4	128.0	136.8	166.5	355.2	1259.1	368.0	167.4	133.1	119.4	119.4
75°	102.4	102.4	108.7	121.4	159.2	288.8	161.4	120.0	104.1	95.3	94.2
77.5°	80.9	82.6	87.4	95.6	107.8	139.0	111.8	95.0	84.0	75.8	74.0
80°	60.1	61.9	69.8	73.8	77.5	96.5	82.6	74.3	66.4	56.7	55.0
82.5°	39.4	41.1	51.1	53.3	52.5	63.0	55.6	54.8	48.8	36.6	34.9
85°	25.8	26.4	34.0	35.5	32.6	28.7	35.5	37.5	34.0	23.8	23.0
87.5°	12.2	12.2	17.3	16.2	14.8	11.9	16.2	19.0	19.3	11.6	11.3
90°	0.0	0.0	0.0	0.0	0.0	0.0	0.0	0.0	0.0	0.0	0.0

(END OF REPORT)